



Date: 13th March 2024, 11.00 am

Location: Mindarie Regional Council

Attendance: Chief Executive Officer (CEO)
Executive Manager Operations (EMO)
Environmental Supervisor (ES)
Waste Management Coordinator (WMC)

Apologies: Nil

ELO: D-24-0002034

1. MRC – OMKS – Previous Meeting – completed actions

- DWER Community Update website
 - Proposed Action: MRC to request from the DWER if any community residences have requested new information –
 - Update: awaiting their reply
- Community Champions/stakeholders
 - Action: MRC to engage an experienced odour consultant to assist.
 - Update: Request for quote raised, interested parties attended a mandatory site inspection, Submission close Tuesday 19th March 2024. Evaluation and appointment of Odour Consultancy by 28th March 2024.
- EcoSorb – Scheduled delivery to landfill
 - Trial still being conducted
- Increase in odour management budget 2024/25
 - Ecosorb, Zeolite, Consultants
 - Completed
- Odour Management Plan
 - Action – to be incorporated into the RFQ – Odour Management Consultant
 - Completed

2. MRC – OMKS – Working Group

Open discussion:

1. Odour complaints that are – not confirmed

Current action – Reply to odour complaint with template reply

- No action at this stage to inform of “not confirmed”
- Breeze not blowing in their direction

Discussion: The group discussed the need to keep the MRC odour register reply information the same across all community complaints, thus being equitable. The information, while not individual, is captured in the monthly report.

2. Odour complaints that notify the DWER and MRC

Discussion: Each community resident has the ability to share their odour complaint with any government agencies. The MRC will continue to reply only to the resident who has emailed us directly. The government agencies mentioned by complainants are on the MRC Odour Management Key Stakeholders Working Group.

3. Odour Clusters – Notifications to DWER.

Discussion: The MRC has reviewed the number of registered complaints in the system. The development of an Odour Cluster reporting methodology to DWER will be forwarded to the Odour Consultant contractor soon to be awarded.

4. Budget Discussion:

- 2024/25 Budget
- The following future works are included in proposed 2024/25 budget
- Investigation of Leachate Treatment Plant options
- Preliminary investigations underway
- Update – The outcome of jar testing being undertaken by external laboratory is expected soon.
- Capping of the Western side of the landfill
- Preliminary investigations underway
- Update – The capping project has been approved by Council and awarded. Works are due to start soon and expected to take 3-4 months to complete.

5. Odour Neutraliser – Eco Sorb:

There has been growing interest in the use of EcoSorb being used at the landfill to assist in mitigating odours. This product comes from the US, via Victoria (sole supplier) to the MRC. The product is used in many landfill operations and wastewater treatment plants across many countries. OMI Industries released an Engineering Manual called – ‘Ecosorb – Odor Control Solu– Engineering Manual 2014’. A copy can be obtained on request to admin on admin@mrc.wa.gov.au

6. Landfill sequencing:

The EMO raised the point that under the draft landfill sequencing plan being developed it is likely that a portion of the landfill will require filling up to a height of 65LR. This filling height may be seen by Kinross residents during its filling stage. This information has been shared with Council in a recent workshop, the management of which is a key point for inclusion in the site’s Critical Infrastructure Plan which is currently being developed. It is likely that these matters will require community consultation at the appropriate time.

3. Operations Optimisation Programs to reduce odours

Operational activity to reduce odours on-site during the period Jan 2024

Item	Activities on-site to reduce odour issues	Comments
Landfill Operations	EcoSorb (odour neutralisation product (enzymes that eat odour gases)	EcoSorb is applied to landfill strategically. 1 x 10,000 water carts (evaporation mats, ponds) each day.
	Zeolite	Nil
	Odorous Loads/ Special Burials/	Restricted hours applied to Biosolid deliveries, covered straightaway by the next incoming load.
	Covering the waste	150mm limestone
	Northern Barrier Odour Pods	Serviced and maintained 13.3.2024, service has been extended for two months
	Landfilling bench	5m reduced to 3.5m
Power Station	Generated Kwh	2,266,619 (Jan 2024)
	Efficiencies – Tonnes CO _{2-e} Abated	12,271 T
Landfill gas	Landfill Gas Monitoring	Within Licence Condition parameters

	Efficiencies	Feb 2024 Wellfield adjustment Program - completed
Leachate	Leachate pond	BioWish added once a week.

4. Special Investigations

Leachate Processing Solution-

Due to the odorous nature of leachate and the volume of leachate generated by the landfilling process, the MRC has commissioned an investigation by a third party to investigate a number of leachate processing solutions (jar tests). Once this report is complete, the MRC will review for the best-suited solution that assists in managing leachate procession for the long term on-site.

RFQ – Odour Equipment – being assessed by Odour Consultant

The recent Desktop Odour Assessment Report suggested that not all odour equipment is suitable for detecting and monitoring odour. The MRC is keen to understand what would suit the site best and to provide the best coverage for detecting odours on site. This will assist in an action plan to mitigate odours under the Odour Management Plan that the consultancy will be developing.

RFQ – Drafting Compressed Air and Leachate Management via Pumps

All leachate pumps on-site operate on compressed air. The Management/service/maintenance of these pumps and compressed air units is currently the subject of a Request to Quote process. Any new contract is expected to be for 3 years (plus 2 x 1 year options).

Landfill Operations - Landfilling Sequencing

Under the draft landfill sequencing plan being developed it is likely that a portion of the landfill will require filling up to a height of 65LR. This filling height may be seen by Kinross residents during its filling stage. This information has been shared with Council in a recent workshop, the management of which is a key point for inclusion in the site's Critical Infrastructure Plan which is currently being developed. It is likely that these matters will require community consultation at the appropriate time.

5. Community Odour Complaints Register for January 2024

January 2024

During January 2024, Fifty-four (54) community odour complaints were registered.

Graphs of the January 2024 – Community Odour Complaints – See Appendix 1

- 20 days of 30 for January 2024 – odours were lodged, 10 days where zero odours experiences were lodged;
- 41 odour complaints were identified;
- 7 odour complaints were blowing in the wrong direction; and
- 6 odour complaints did not provide enough data to investigate. They are lodged in the register as – No Data Provided (NDP).

Of the odour complaints registered

- 29 odours lodged from Mindarie, 23 odours lodged from Catalina/ Clarkson and 2 from Kinross;
- 26 odours reported outside of office hours via email/website. 22 odours were lodged during office hours, however, the majority of them were reported after the event;
- Of the 41 complaints identified, 21 of these occurred outside of business hours and no mitigation of odours was possible; and
- No field surveys were undertaken during January 2023

Odour Register Group

- 30 community residents raised 41 confirmed odour experiences
- 10 new community residents and 20 existing community residents, raised 41 confirmed odour experiences

Odour Identified for the Month of January 2024											
Monday	Tuesday	Wednesday	Thursday	Friday	Saturday	Sunday	Odour Identified per Week	Different Complainants	New Complainants for the month of Jan	Existing Complainants	
1	2	3	4	5	6	7					
3	8	2	1	0	0	3	17	11	6	5	
closed	Zeolite/ Ecosorb	Ecosorb 4.45- 5.45pm	Ecosorb 4.45- 5.45pm	Ecosorb 4.45- 5.45pm	Ecosorb 4.45-5.45pm	DustLig/ EcoSorb sprayed at 2.40pm					
8	9	10	11	12	13	14					
2	0	1	1	1	2	1	8	6	0	6	
Dustlig smell/					Ecosorb 4.45-5.45pm	Ecosorb 4.45-5.45pm					
15	16	17	18	19	20	21					
0	0	0	0	0	1	0	1	1	0	1	
Ecosorb 4.45- 5.45pm	Ecosorb 4.45- 5.45pm				Ecosorb 1.30pm /filling pond	Ecosorb 9am and 5pm /filling ponds					
22	23	24	25	26	27	28					
1	0	3	1	3	1	1	10	8	3	5	
Ecosorb / filling pond	Ecosorb / filling pond	Ecosorb / filling pond	limited Ecosorb use	limited Ecosorb use	No odour management - spreader broke / building sump, exposing old rubbish 7-12pm, odour complaint before operations started.	No odour management					
29	30	31									
2	0	3					5	4	1	3	
limited Ecosorb use /1.5 t Zeolite mixed into 150t of limestone deliver to landfill as cover	limited Ecosorb use /1.5 t Zeolite mixed into 150t of limestone deliver to landfill as cover	limited Ecosorb use/ 1.5 t Zeolite mixed into 150t of limestone deliver to landfill as cover									
8	8	9	3	4	4	5					
							Total for Month	41	30	10	20

January 2024 Odour Reports Information

February 2024

The February table below was improved to provide investigation outcomes for all registered odour outcomes. In addition to this, an external agencies column has been added.

During February 2024, sixty-four (64) community odour complaints were registered.

Graphs of the February 2024– Community Odour Complaints – See Appendix 2

- 23 days of 29 for February 2024 – odours were lodged, 6 days where zero odours experiences were lodged
- 53 odour complaints were identified
- 6 odour complaints were blowing in the wrong direction and
- 5 odour complaints did not provide enough data to investigate. They are lodged in the register as – No Data Provided (NDP).

Of the odour complaints registered

- 16 odours lodged from Mindarie, 45 odours lodged from Catalina/ Clarkson and 3 from Kinross.
- 40 odours reported outside of office hours via email/ website. 18 odours were lodged during office hours.
- Of the 53 complaints identified, 25 of these were outside of business hours as no mitigation of odours was possible.
- Two field surveys were undertaken during January 2023

Odour Register Group

- 38 community residents raised 53 confirmed odour experiences
- 20 new community residents and 18 existing community residents, raised 53 confirmed odour experiences

Month of February 2024											Total Confirmed Odour Impact	Complaints not investigated/ no impact identified	Different Complainants for that week	New Complainants (for this month)	Existing Complainants	
Date of the month	Monday	Tuesday	Wednesday	Thursday	Friday	Saturday	Sunday									
Total Confirmed Odour events	2	0	1	2	1	2	4	0			5	0	3	0	3	
Operational Information	Previous Month	Previous Month	Previous Month	No EcoSorb using Zeolite in daily cover/ filling the Eastern Ramp pond	No EcoSorb using Zeolite in daily cover/ filling the Eastern Ramp pond	No EcoSorb using Zeolite in daily cover/ filling the Eastern Ramp pond	No EcoSorb using Zeolite in daily cover/ filling the Eastern Ramp pond	No EcoSorb using Zeolite in daily cover/ filling the Eastern Ramp pond								
External Agencies Notified (By Odour Complainant (BOC), MRC)				BOC		BOC										
Date of the month	5	6	7	8	9	10	11									
Total Confirmed Odour events	1	0	2	2	0	1	1				7	1	6	2	4	
Operational Information	No EcoSorb using Zeolite in daily cover/ filling the Eastern Ramp pond	No EcoSorb using Zeolite in daily cover/ filling the Eastern Ramp pond	No EcoSorb using Zeolite in daily cover/ filling the Eastern Ramp pond	No EcoSorb using Zeolite in daily cover/ filling the Eastern Ramp pond	EcoSorb under daily cover/ filling the Eastern Ramp pond	EcoSorb under daily cover/ filling the Eastern Ramp pond	EcoSorb under daily cover/ filling the Eastern Ramp pond									
External Agencies Notified (By Odour Complainant (BOC), MRC)						BOC	BOC									
Date of the month	12	13	14	15	16	17	18									
Total Confirmed Odour events	6	8	2	2	0	2	2				22	5	14	10	4	
Operational Information	EcoSorb under daily cover/ filling the Eastern Ramp pond/biowish in mats	EcoSorb under daily cover/ filling the Eastern Ramp pond	EcoSorb under daily cover/ filling the Eastern Ramp pond	EcoSorb under daily cover/ filling the Eastern Ramp pond	EcoSorb under daily cover/ filling the Eastern Ramp pond	exposed rubbish, management odour plan, no impact noted/ EcoSorb under daily cover/ filling the Eastern Ramp pond	EcoSorb under daily cover/ filling the Eastern Ramp pond									
External Agencies Notified (By Odour Complainant (BOC), MRC)	BOC	BOC	BOC													
Date of the month	19	20	21	22	23	24	25									
Total Confirmed Odour events	1	1	3	1	0	1	0				7	3	7	4	3	
Operational Information	EcoSorb sprayed in evap mats, under cover. Normal landfilling operations	sprayed in evap mats, under cover. Normal landfilling operations	early morning normal operations	sprayed in evap mats, under cover. Normal landfilling operations												
External Agencies Notified (By Odour Complainant (BOC), MRC)	nil	nil														
Date of the month	26	27	28	29												
Total Confirmed Odour events	9	2	5	2							12	2	8	4	4	
Operational Information	2.30pm EcoSorb in Evap mats/ daily cover/	2.30pm EcoSorb in Evap mats/ daily cover/	2.30pm EcoSorb in Evap mats/ daily cover/ BioWish	2.30pm EcoSorb in Evap mats/ daily cover/												
External Agencies Notified (By Odour Complainant (BOC), MRC)	DWER, MP		DWER, MP													
Total Confirmed Odour Impact	11	11	12	9	1	6	3				53					
Total for Month											53	11	38	20	18	
Total Confirmed Odour Events	The Year to date February 2024															
	Jan	Feb	Mar	Apr	May	Jun	Jul	Aug	Sep	Nov	Oct	Nov	Dec			
Monday	8	11														
Tuesday	8	11														
Wednesday	9	11														
Thursday	3	9														
Friday	4	11														
Saturday	4	6														
Sunday	5	5														
Total Confirmed Odour Events	41	50														
Year to Date - Confirmed Odour Events	41	93														
Monthly Summary	Feb 2024 showed 53 confirmed odour complaints. 20 of these complaints were new complainants for the month of Feb 2024, while 18 complainants are historical. However 26 different complainants															
	One complainant always CC's the DWER and MP. While another two complainants from the same household put in individual odour complaints for the same event.															
	Increase in afternoon complaints due to the seabereeze into Clarkson and Catalina. The office closes at 3.30 pm before the tipface at 6pm, some odour complaints are not being registered until the next day.															

February 2024 Odour Reports Information

2023/24 – Total Confirmed Registered Community Odours Complainants per suburb

During the financial year of 23/24, Total Confirmed Registered Community Odour Complainants have been tallied – see Appendix 3. This table looks at the number of confirmed complaints for the month against the number of individual community complainants.

7. External Correspondence

EMO – has approved - DWER – Circular Economy/ Climate and Sustainability Portfolio - requested a site visit of the facility.

8. Key Meetings/ Events Ahead

Kick-off meeting with Odour Consultants awarded the contract.

DWER – Circular Economy/ Climate and Sustainability Portfolio - requested a site visit of the facility

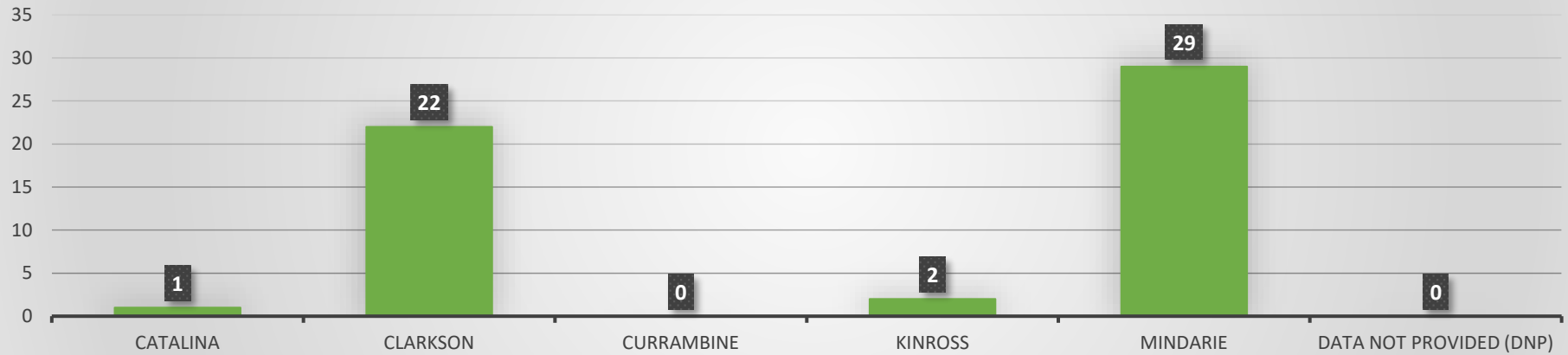
9. Next Meeting

April 2024

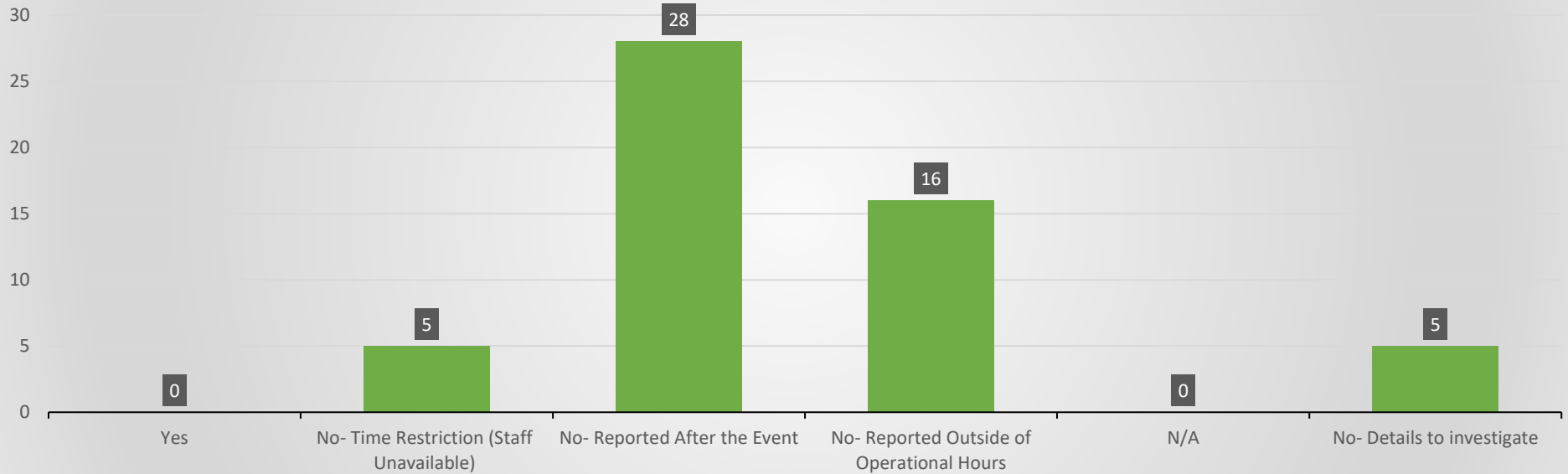
Event Odour Outcomes January 2023



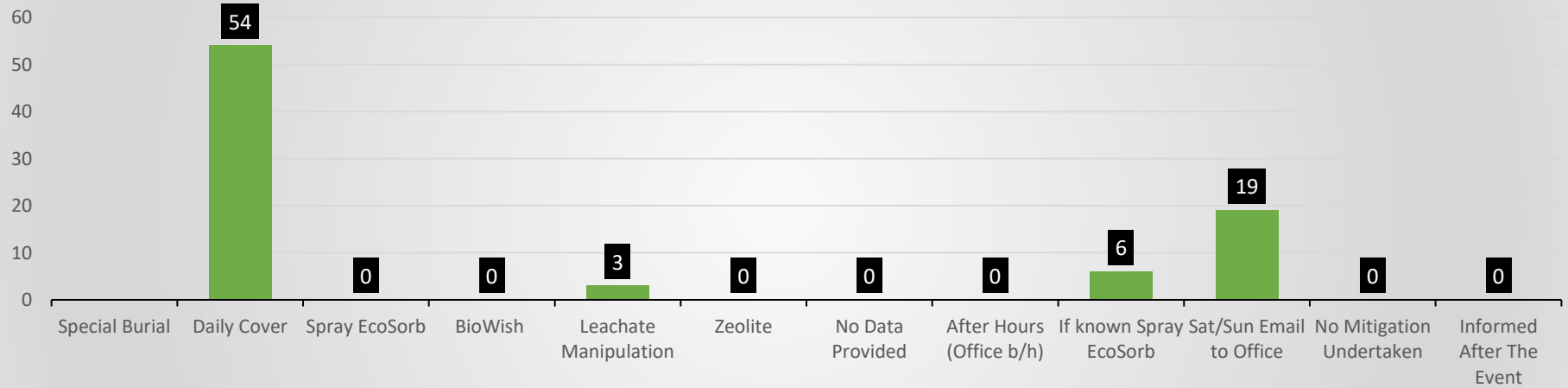
Complaint Location January 2024



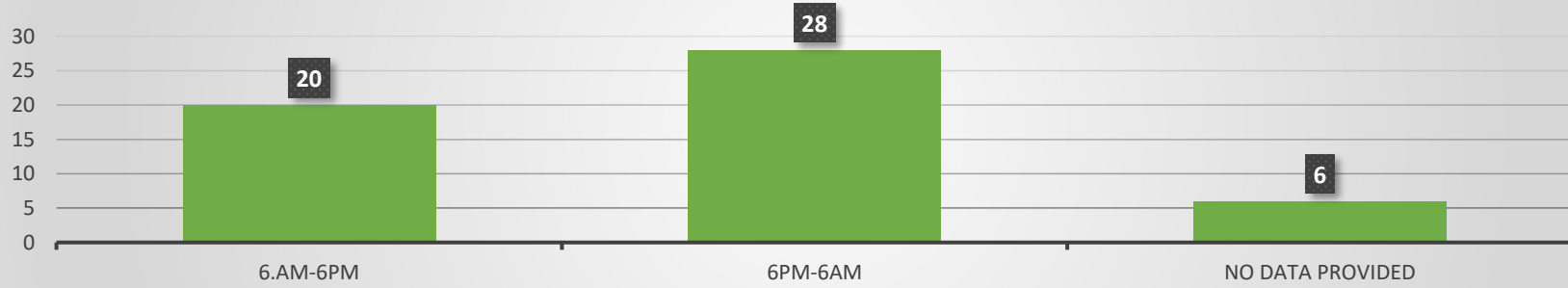
Field Survey Undertaken January 2024



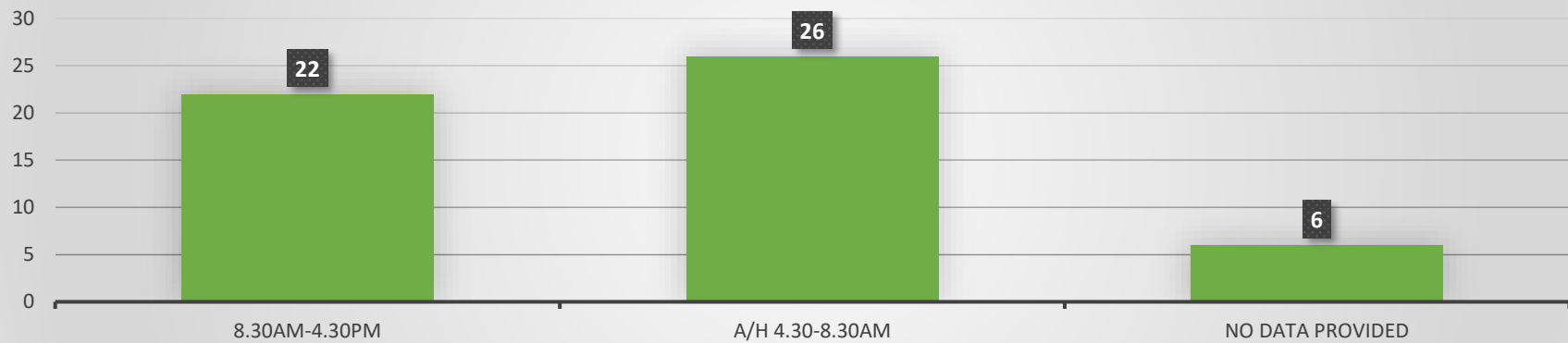
Odour Mitigation January 2024



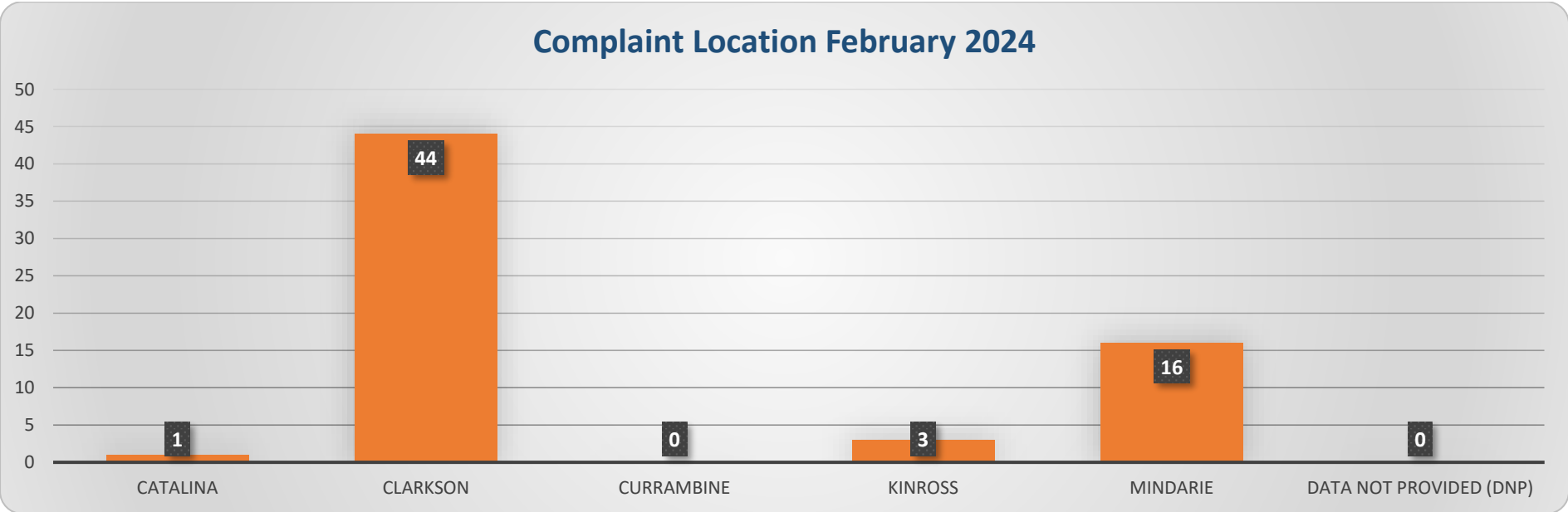
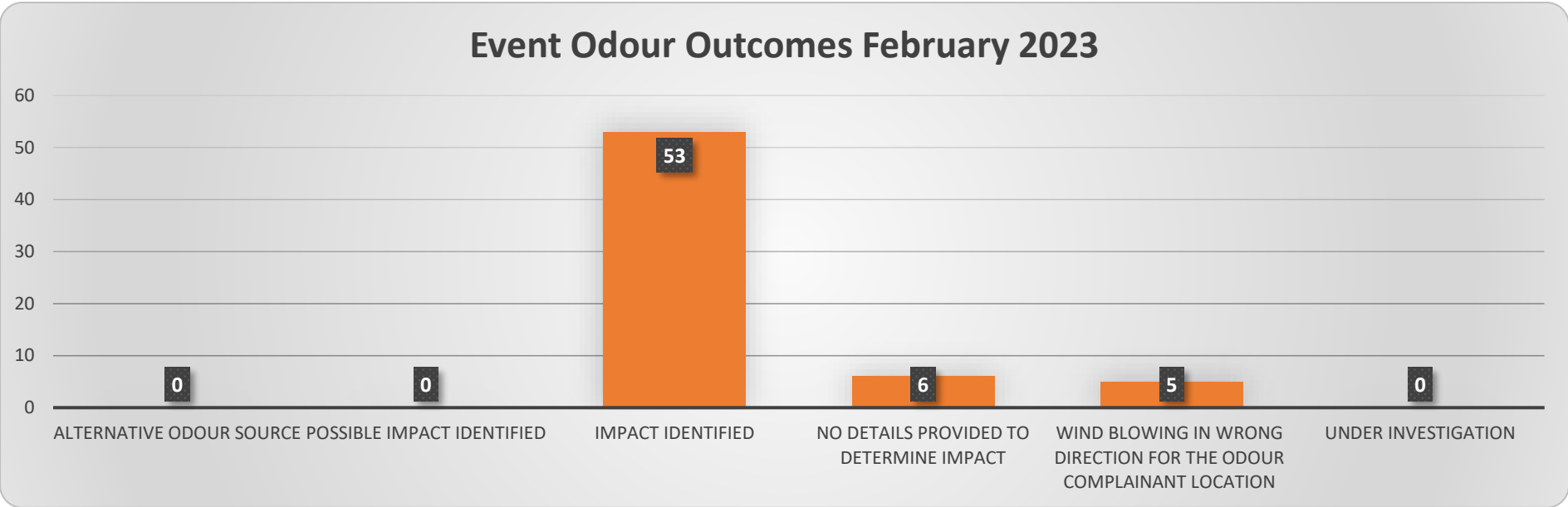
Operations Landfilling Hours January 2024



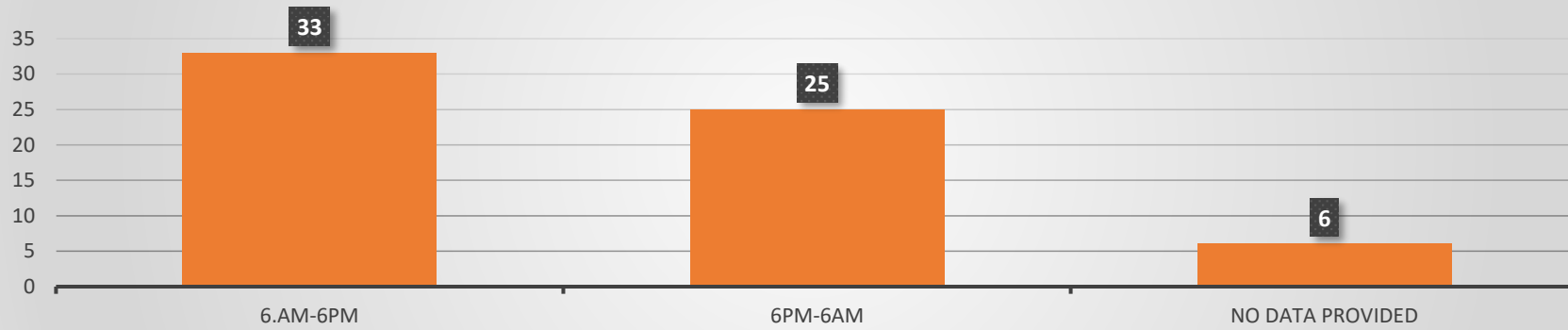
Odour Event Reporting January 2024



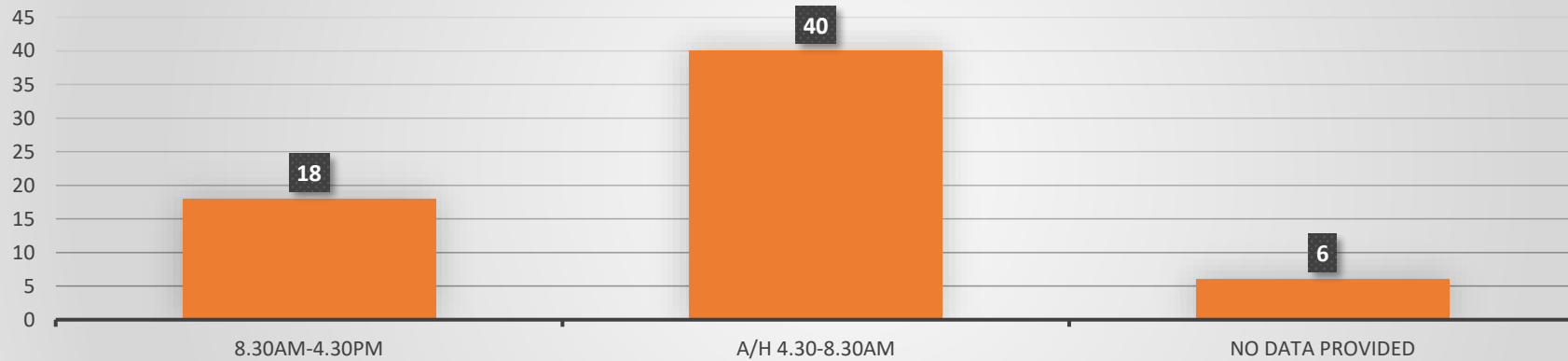
Appendix 2 – February 2024 Odour Register – Information



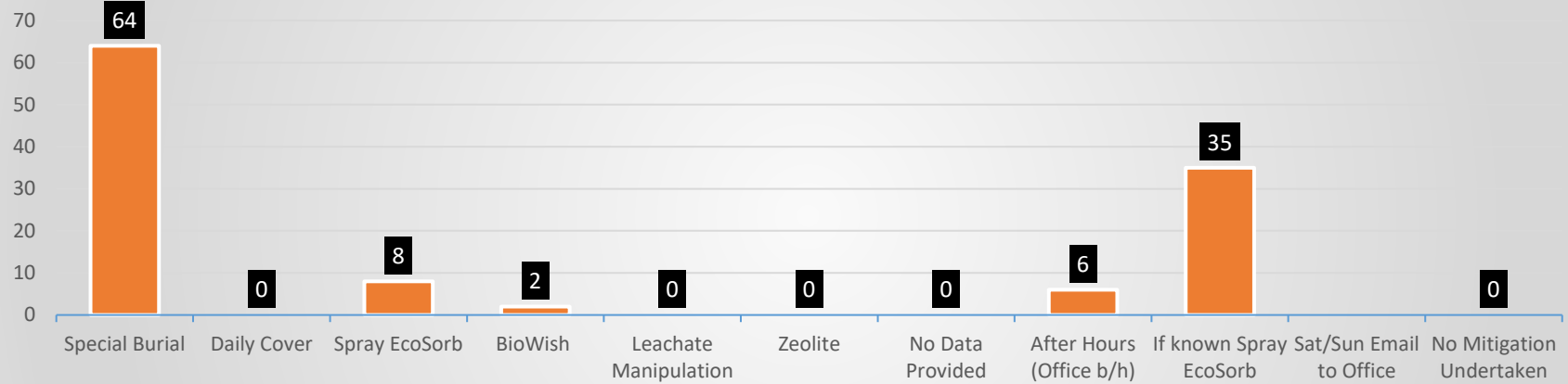
Operations Landfilling Hours February 2024



Odour Event Reporting February



Odour Mitigation February 2024



Appendix 3

2023/24 – Total Confirmed Registered Community Odours Complainants per suburb																				
Suburb/Estate	June		July		Aug		Sept		Oct		Nov		Dec		Jan		Feb		Total	Total
Catalina	2	2	1	1	1	1	2	2	14	6	6	3	7	1	1	1	1	1	29	35
Clarkson	0	0	2	2	18	14	12	6	14	10	7	5	7	2	22	12	44	17	56	126
Currambine	0	0	0	1	0	0	1	0	0	0	0	0	0	0	0	0	0	0	1	1
Kinross	2	2	25	19	57	38	21	10	10	6	6	5	3	3	2	2	3	3	121	129
Mindarie	4	2	6	4	7	7	1	1	7	1	8	5	15	5	29	5	16	5	39	93
Other/Data Not Provided	0	0	0	0	5	5	2	3	0	0	0	0	0	0	0	0	0	0	7	7
Total	8	6	34	27	88	65	39	22	45	23	27	18	32	11	54	20	64	26	391	391
<div style="border: 1px solid black; padding: 5px; margin-bottom: 5px;"> No. of confirmed Odour Complainants in a given month from each suburb </div> <div style="border: 1px solid black; padding: 5px;"> No. of Complainants registering odours in a given month from each suburb </div>																				